

Passionate  
about  
Particulate



## PCME QAL 181

PROSCATTER™  
INSIDE

Particulate

Measurement

System

QAL1 Approved  
and PS-11  
compliant PM CEM



- Ex category 3G/2D, extended length and robust high temperature options for challenging stack conditions
- Automatic self-checks for high quality assurance and instrument reliability, with minimum detection limit of  $< 0.05 \text{ mg/m}^3$  and measurement range of  $0\text{-}300 \text{ mg/m}^3$
- Certification range of  $0\text{-}15 \text{ mg/m}^3$  and  $0\text{-}100 \text{ mg/m}^3$  complies with Waste Incineration Directive and Large Combustion Plant Directive EN 13284-2 / EN 14181 (Europe) and PS-11 (US)
- Reduced cross-sensitivity to changing particle type and size due to low angle forward scattering principle (ProScatter™ Forward Scatter technology)

# technology/applications

## System Description

The **PCME QAL 181** is suitable for measuring particle emissions after both bagfilter and electrostatic precipitator arrestment plant, it also satisfies the need for high quality assurance on emissions data. The instrument is suitable for measuring both low ( $0.1\text{mg/m}^3$ ) and high particulate concentration levels ( $300\text{mg/m}^3$ ). It has reduced sensitivity to changing particle type and is unaffected by changes in velocity. From a regulatory perspective its high quality assurance features (MCERTS and TUV approved) makes it suitable as a compliance device. Typical application areas include Cement Kilns, Boiler Plant (including Coal Fired plant with FGD and high temperature Biomass boilers) and Waste Incineration Plant.

The PCME QAL 181 is offered with two different probe lengths:

- The standard probe provides high quality measurement for many incineration, cement, and steel, and variable fan speed bagfilter applications.
- For applications with thick stack walls, long flange stand-offs and large stack diameters (for example power plant and main stack applications), the long probe length ensures the measurement volume is further into the stack

Both probes are provided with a stack penetration length adjustment mechanism.

For refineries and other Ex gas zone applications, the Ex version of the standard sensor holds ATEX/IECEx 3G/2D certification.



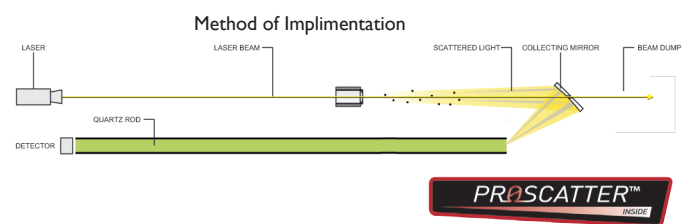
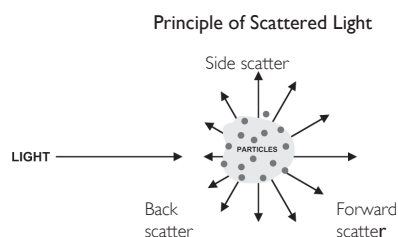
As an approved particulate CEM (Continuous Emission Monitor) complying with monitoring standards EN 14181, EN 13284-2 and US EPA standard PS-11, the instrument holds QALI approvals to the requirements of EN 15267-3 with both MCERTS version 3 Class 1 and TUV BlmSchV 17, 13, 27: latest revision approvals. As such, the instrument provides a precise and robust monitoring solution for monitoring according to EN 14181 with special relevance to the European Waste Incineration Directive (WID) and Large Combustion Plant Directives (LCPD).

## Reliability and Contamination Resistance

The instrument will work reliably in high dust applications due to the use of extended air curtains which protect all optical surfaces from the flue gas. The instrument must be connected to a reliable source of dry compressed air or supplied with its own air blower unit. The **PCME QAL 181** also operates reliably at elevated temperatures (optional to  $500^\circ\text{C}$ ), having the advantage of no active electronic components exposed to stack temperature or moving measurement components. The instrument's patented design is inherently reliable by avoiding the use of fibre optics (which age with temperature) and the need for the movement of detectors for the self-checks (which are position critical).

## Principles of Operation

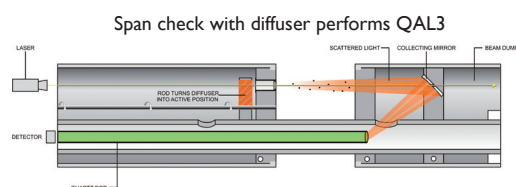
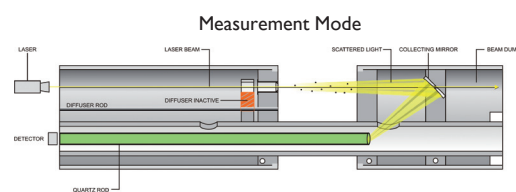
The **PCME QAL 181** measures the scattered forward light from a laser source. The measurement volume in the sensor probe is positioned in a representative location within the stack. The scattered light response is directly proportional to dust concentration. The instrument optimises its resolution and zero drift characteristics, meaning accurate measurement below  $0.1\text{mg/m}^3$  as well as rugged operation in stacks where emissions exceed  $300\text{mg/m}^3$ . The ProScatter™ Forward Scatter technique used in the **PCME QAL 181** collects the total cone of scattered light from particles in the measurement volume. This patented measurement method increases the instrument's signal to noise ratio giving high stability at even low dust concentrations ( $< 0.1\text{mg/m}^3$ ). The instrument provides a precise measurement of particulate concentration. Unlike other probe-based light scattering instruments, the **PCME QAL 181's** measurement and detection volumes are larger, offering more resolution and better minimum dust level detection capabilities. In addition, ProScatter™ Forward Scatter technology reduces the effect of changing particle size to calibration.



## Self-checks for Compliance Measurement

The **PCME QAL 181** includes automatic self-checks designed to ensure appropriate quality assurance and to meet the QAL3 regulatory requirements for particulate compliance monitors installed on Incinerators, Cement Kilns and Power Plant in Europe (EN 13284-2). Appropriate zero and upscale (span) tests are included as standard.

These checks 'challenge' the instrument's performance, checking the operation of the transmitter and receiver optical and electronic components are within specification as well as the instrument's accuracy in measuring scattered light. This permits any instrument contamination to be rapidly diagnosed and corrected. The diffuser introduced during the automatic span check simulates a scattered signal, meaning the check is a true check of the instrument's ability to measure scattered light, rather than just attenuated light.



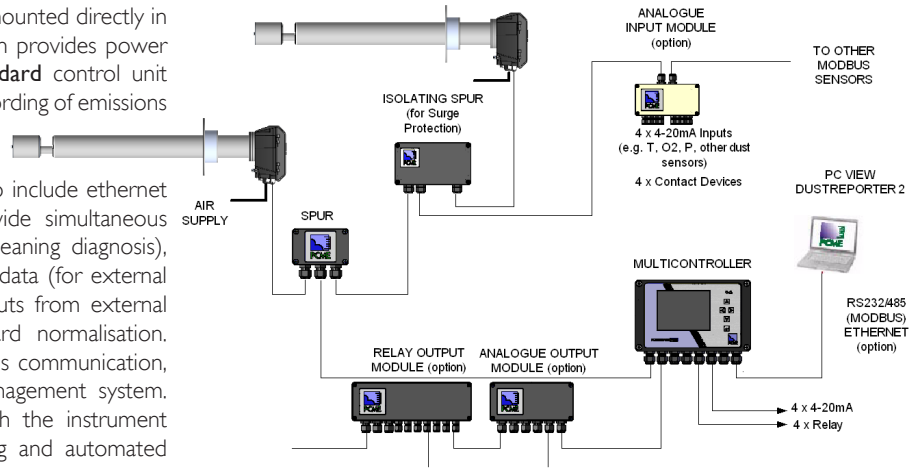
# product features

## Connection Schematic

The **PCME QAL 181** comprises the sensor which is mounted directly in the stack and a powerful user interface module which provides power and digital communication for the sensor. The **Standard** control unit provides set-up functionality, graphical displays and recording of emissions and QAL3 data for a single sensor system.

The **PLUS** version of the instrument (with MultiController) extends this up to 16 sensors and to include ethernet capability (option). The control unit can also provide simultaneous recording of the pulse data (for arrestment plant cleaning diagnosis), short term data (for process control) and long term data (for external emissions reporting). Both control units support inputs from external oxygen and temperature measurements for onboard normalisation. The sensor, which supports industry standard Modbus communication, can be connected directly to a PLC or CEMs management system. QAL Reporter PC software is fully compatible with the instrument to provide secure and powerful emissions reporting and automated QAL3 reporting in full compliance with EN 13284-2 / EN 14181.

The **Entry** level Control Unit offers basic setup and a 4-20mA output scaled to dust concentrations.




## Process and Application Conditions

- Certification range: 0 -15mg/m<sup>3</sup> (QAL1 approval).
- Extended certification range: 0-100mg/m<sup>3</sup> (QAL1 approval).
- Measurement capability: 0-300mg/m<sup>3</sup>.
- Long term zero drift: <0.1mg/m<sup>3</sup>.
- Inspection frequency: 3 months.
- Air purge requirements: 30 to 40 litres/minute.
- For measurement in non condensing flue gases.
- Not suitable for applications with water droplets.

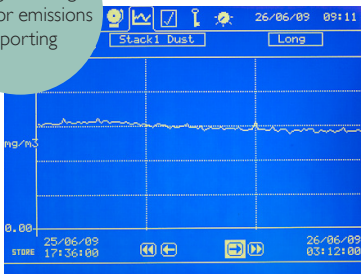
## Quality Assurance/Audit

The instrument is supported by an optional *ProScatter*<sup>TM</sup> Audit unit which is an approved reference material for conducting linearity tests as part of AST, QAL2 procedures or absolute correlation audit (ACA). To audit the instrument, the sensor is temporarily removed from the stack and reference 'scattering bodies' are inserted into the measurement chamber. The resulting response is measured to ensure linearity and also to provide a reference check that there is no contamination affecting instrument performance.

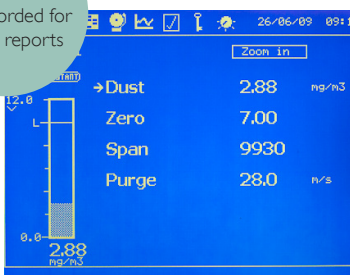


## Control Unit Options

Long term log used for emissions reporting



Self-test results are recorded for QAL3 reports



	Entry System	Standard System	PLUS System
Controller Type	Entry controller	Interface module	MultiController
No of Sensor Channels	1	1	1-16
ICON Driven Multilingual Menus	Not applicable (2 line LCD display)	Emission and Alarm levels Quality Assurance results Calibration screens Review data logs Show graph and bar chart Set up and password Advanced calculations (Mass, normalisation)	Emission and Alarm levels Quality Assurance results Calibration screens Review data logs Show graphs and multi bar charts Set up and password Advanced calculations (Mass, normalisation)
Filter Optimisation Diagnostics	None	Pulse log review for diagnosing location of leaking bags/or failing ESP plates	Pulse log review for diagnosing location of leaking bags/or failing ESP plates
Emission Data Logs	None	Capacity stated for 1 sensor (plus QAL3 channels) 2 months @ 15 minutes 7 days @ 1 minute 2 hours @ 1 second 500 entries	Capacity stated for 4 sensors (plus QAL3 channels) 2 months @ 15 minutes 7 days @ 1 minute 2 hour @ 1 second 500 entries
Ethernet Enabled Option	None	None	Ethernet (Modbus TCP) (optional)
Outputs	1 x RS232 (Modbus RTU) 1 x 4-20mA (500 Ω) 1 x Relay (0.5A@110V)	1 x RS485 (Modbus RTU) 1 x 4-20mA (500 Ω) 2 x Relay (2A@250V, user selectable)	1 x RS485 (Modbus RTU) 4 x 4-20mA (500 Ω) 4 x Relay (2A@250V, user selectable)
Inputs	Input for plant off indication	1 input for plant off indication, bag cleaning reference and multiple calibrations	4 inputs for plant off indication, bag cleaning reference and multiple calibrations
Enclosure Size (mm)	220 W x 123 H x 80 D	220 W x 123 H x 80 D	263 W x 160 H x 91 D
Power Supply	100 to 240 VAC (50/60Hz), 1A	100 to 240 VAC (50/60Hz), 1A	100 to 240 VAC (50/60Hz), 1A

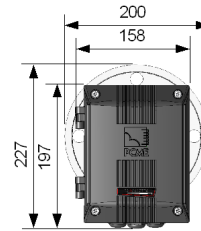
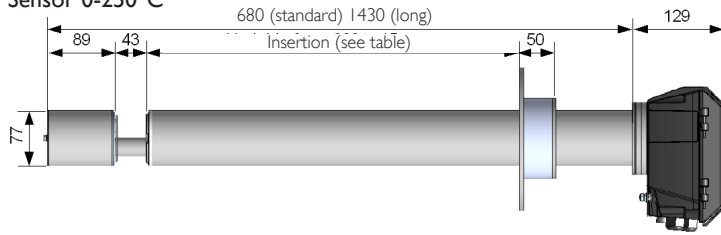
Note: Additional 4-20 mA and Relay outputs also available from optional accessory components for Standard and PLUS system.



# specifications

## Dimensions

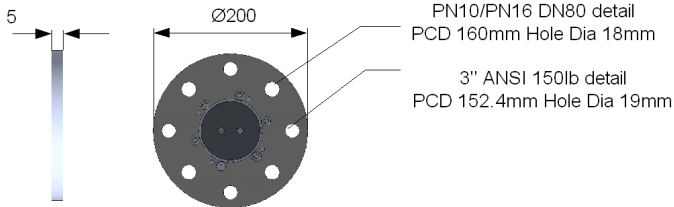
### Sensor 0-250°C



### Optional Insertion Distance for Measurement Volume

	Nominal	Adjustable Insertion	Overall Length
181	550 mm	80-550 mm	680mm
181 Long	1300 mm	550-1300 mm	1430mm

### Flange



Enclosure Temperature Rating	-25°C to +55°C
Enclosure Rating	IP66
Enclosure Material	Die-cast aluminum (polyester powder coated)
Connection Required on Duct	Hole pattern to suit DN80 PN10/PN16 or 3" 150lb ANSI (hole ID at least 88mm)
Power Requirements	24V provided by the control unit
Cable Entries	3 x M20 gland/conduit entries
Air Purge Requirements	Requires continuous air purge at 30-40 litres/minute

## Order Codes

<b>PCME QAL 181 PLUS</b>	[multi channel]
<b>PCME QAL 181</b>	[single channel]
<b>PCME QAL 181 E</b>	[entry controller]

### Control Unit Options

CON 181 - A B

A	Controller	PLUS version (MultiController) Standard version (Interface Module) Entry version (Entry Controller)	M I E
B	Ethernet	None Ethernet fitted (PLUS version only)	0 ET

Example: CON 181 M ET

### Sensor Options

SEN 181 - 1 2 3 4 5 6 7

1	Stack Temperature	Up to 250°C Up to 500°C	250C 500C
2	Air Purge	None Air Filtration Kit for use with instrument air line*1 Low Pressure Blower <sup>2</sup>	0 AIR-FFRCA AIR-B
3	Orientation	Vertical Horizontal	VERT HOR
4	ProScatter™ single filter Audit Unit	Not included Included	0 AUD-I-LS
5	ATEX/IECEx Category <sup>3</sup>	None ATEX 2D (zone 21) ATEX 3G (zone 2) IECEx 2D (zone 21) IECEx 3G (zone 2)	0 X21 X02 I21 I02
6	Insertion Length	Standard (550 mm) - adjustable insertion Long (1300 mm) - adjustable insertion	0 LONG
7	Sensor Material	316 Stainless (standard) Chemical resistant coating (consult PCME)	0 ACID

### System Options

4-core Cable	Specify length required (10m per sensor included as standard)	CAB4
ProScatter™ 5-point Filter Audit Unit	Perform 5-point linearity check of sensors	AUD-5-LS
Spur	Divides cable into 2 branches	SPR
Power Supply/Repeater	Voltage and signal boost for extended cabling runs with multiple sensors	PWR
Auxiliary Input Module (AIM)**	4 x 4-20mA inputs 4 x Digital inputs	AIM
Analogue Output Module (AOM)**	8 x 4-20mA (500 Ω)	AOM
Alarm Output Module (ROM)**	8 x Relay (1A @ 250V)	ROM
Isolating Spur	Provides Surge protection	SPR-X

### PC Software Options (PC-ME Dust Tools)

Configuration Options	System Set
Real-time Data Options	Online Predict
Historical Data Options**	Data Downloader Data Viewer Data Reporter QAL Reporter Predict View

\*Requires continuous air supply of 30 to 40 litres/minute.

\*\*Not applicable to entry system.

<sup>1</sup>Preferred with +ve pressure stacks.

<sup>2</sup>Preferred with -ve pressure stacks.

<sup>3</sup>standard length only

### Laser Safety

**LASER RADIATION AVOID  
DIRECT EYE EXPOSURE  
Class 3R Laser product**

Example: SEN 181 250C AIR-B VERT AUD-I-LS 0 0 0

## About PCME Ltd

As a progressive environmental Company, PCME specialises in particulate measurement for industrial processes. With a worldwide reputation for reliability, innovation and technological excellence, the Company produces equipment for concentration and mass monitoring for regulatory, environmental and process control requirements. A dedicated team of qualified application and sales engineers is always on hand and should be consulted in the selection and usage of the most suitable equipment for any particulate application.

Contact your national or area sales and service office



**PCME Ltd**  
Clearview Building  
60 Edison Road  
St Ives Cambs UK  
PE27 3GH  
Tel: +44 (0)1480 468200  
Fax: +44 (0)1480 463400  
E-mail: contact@pcme.com  
www.pcme.com